


TECHNICAL SPECIFICATION



DSF DU6

FLAT ROOF SMOKE VENTILATION WINDOW OPENED ELECTRICALLY WITH A TRIPLE DU6 GLAZING UNIT

I. APPLICATION

PVC smoke ventilation window with the base designed for flat roofs.

Parameter	Value/type	Marking
Roof angle	0° - 15°	
Roofing base type	membrane, roofing felt paper, green roofs, gravel roofs	-

IV. TECHNICAL PARAMETERS

Parameter	Unit	Value	Harmonized standard	
Active smoke ventilation area A_a	[m ²]	0.49 (for the size 105x105)	EN 12101-2:2003	
		0.61 (for the size 120x120)		
Wind load resistance	WL 3000			
Snow load resistance	SL 1200			
Resistance to fire	F			
Low ambient temperature	T(-05)			
Resistance to high temperature	B300			
Reliability	RE 1000			
U_g	[W/m ² K]	0,5		EN 1279-5 + A2:2010
τ_v	[%]	54		
g	[%]	43		
U_w	[W/m ² K]	0,79 (for the size 120x120)	EN 14351-1:2006+A1:2010	
Geometric smoke ventilation area	[m ²]	1.00 (for the size 105x105)	-	
		1.32 (for the size 120x120)		
Glazing unit		6 RH - Tg16Ar – 4HT – Tg18Ar - 55.2T		

II. WINDOW SET ELEMENTS

N..	Element	Quantity	Description
1.	The sash equipped with the glazing unit, the frame integrated with the installation base which is foundation of the window, lifting mechanism with electric actuators	1	DU6 – passive glazing unit with external glass toughened and safe internal glass, the sash and foundation made of multi-chamber PVC profiles, 4 scissor mechanisms, 4 electric actuators 24V DC
2.	Assembly set	1	
3.	Profiles mounting the roofing	4	Profiles mechanically mounting roofing to the frame

II. SIZES

There are available 2 standard sizes. It is possible to manufacture non-standard sizes presented in the table below.

DSF DU6	window width [cm]						
	95	100	105	110	115	120	125
95							
100		Available size					
105			Standard size				
110				Available size			
115					Available size		
120						Standard size	
125							

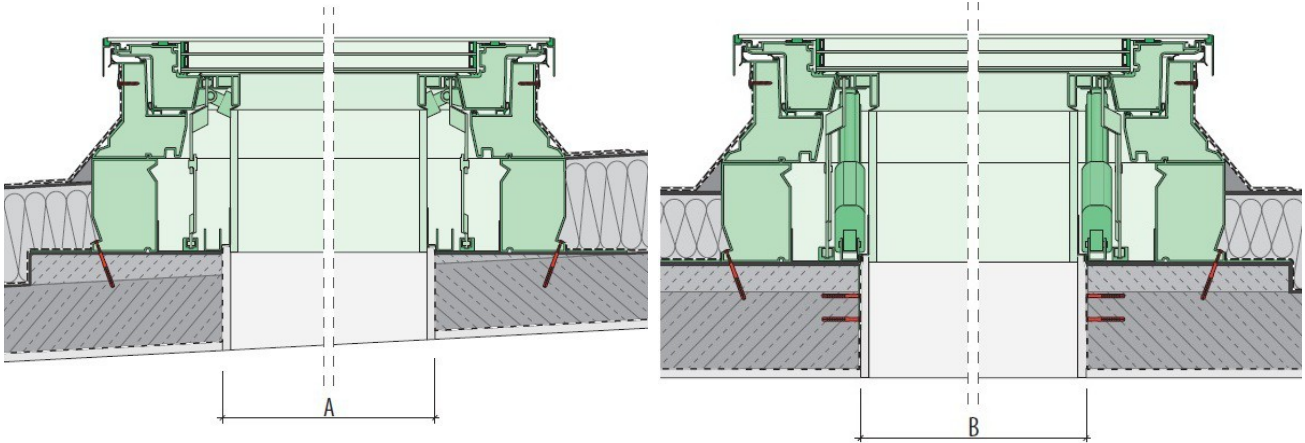
Standard size	Available size	Unavailable size
---------------	----------------	------------------

V. DECLARATION OF PERFORMANCE

Harmonized standard for the product	Marking	Declaration of Performance No.
EN 12101-2:2003	CE	R100/CPR/12101/xx*

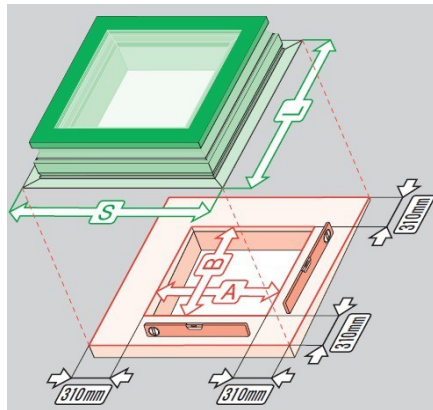
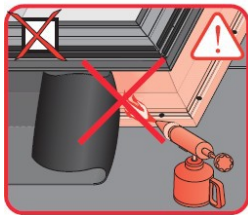
* - year of the declaration, e.g. R100/CPR/12101/16 issued in 2016

VI. ASSEMBLY INFORMATION



Window must be installed horizontally.
Foundation of the window must have a minimum of 310mm in width.
Do not heat up PVC profiles!

Window commercial size is an opening size in the roof (size A, B). Tolerance of the opening dimensions within +3 cm per side is possible



DSF	A B	S L
	[mm]	[mm]
105x105	1050-1080	1670
120x120	1200-1230	1820

VII. DETAILED SIZES

Window size [cm]	Size symbol	Frame external size	Distance between lining groves	Glazing size	Height
		S x L	p x q	j x k	h
[mm]					
105 x 105	12K	1670 x 1670	1026 x 1026	1000 x 1000	341
120 x 120	08K	1820 x 1820	1176 x 1176	1150 x 1150	341

